

Approval body for construction products  
and types of construction

Bautechnisches Prüfamt

An institution established by the Federal and  
Laender Governments



## European Technical Assessment

ETA-08/0262  
of 17 October 2017

English translation prepared by DIBt - Original version in German language

### General Part

Technical Assessment Body issuing the  
European Technical Assessment:

Deutsches Institut für Bautechnik

Trade name of the construction product

SFS intec Flat Roof Fasteners

Product family  
to which the construction product belongs

Fasteners for flexible roof waterproofing systems

Manufacturer

SFS intec AG  
FasteningSystems  
Rosenbergsaustraße 10  
9435 HEERBRUGG  
SCHWEIZ

Manufacturing plant

Factory 1 to factory 15, factory 18 to factory 23

This European Technical Assessment  
contains

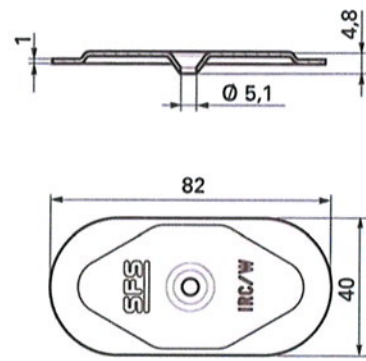
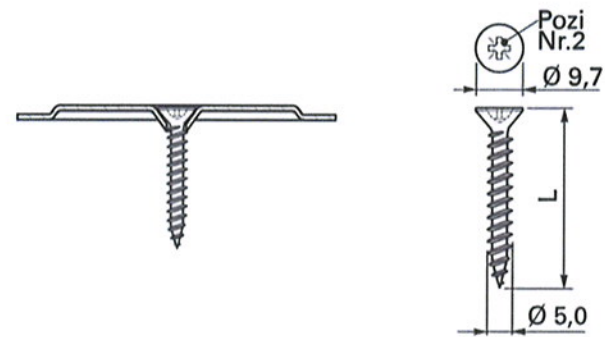
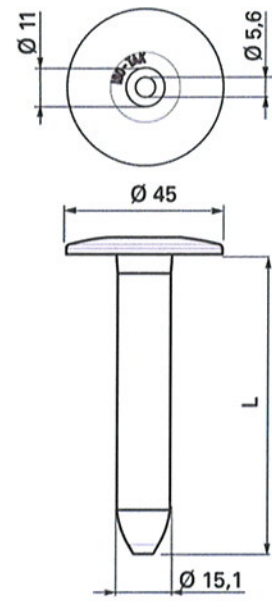
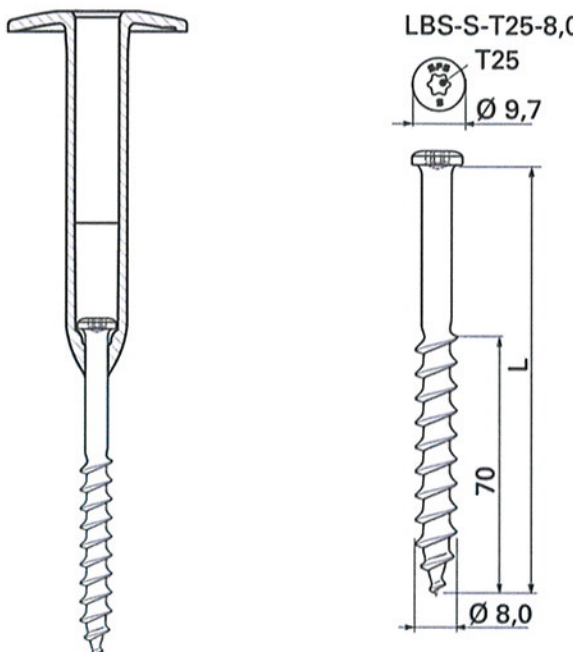
114 pages including 109 annexes which form an integral  
part of this assessment

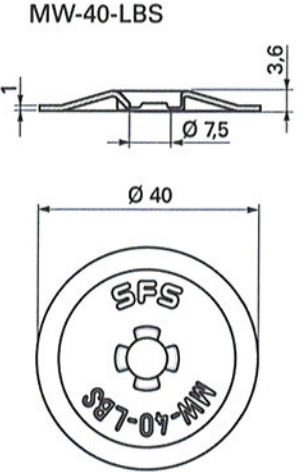
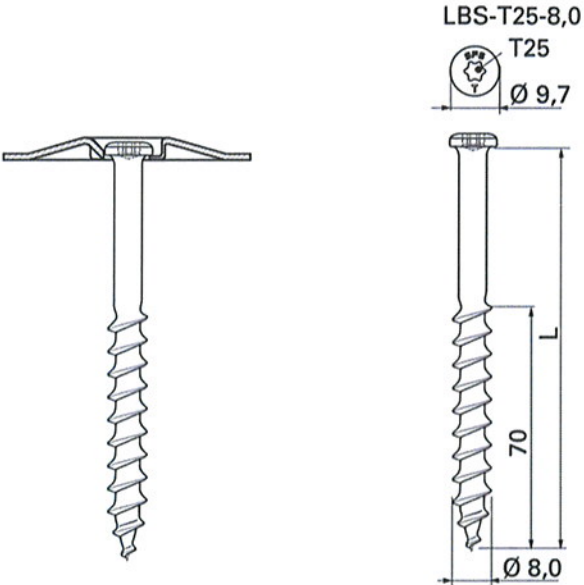
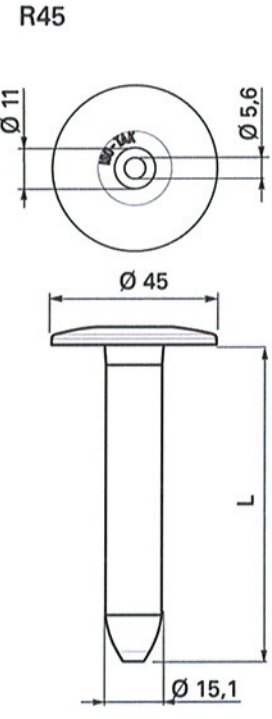
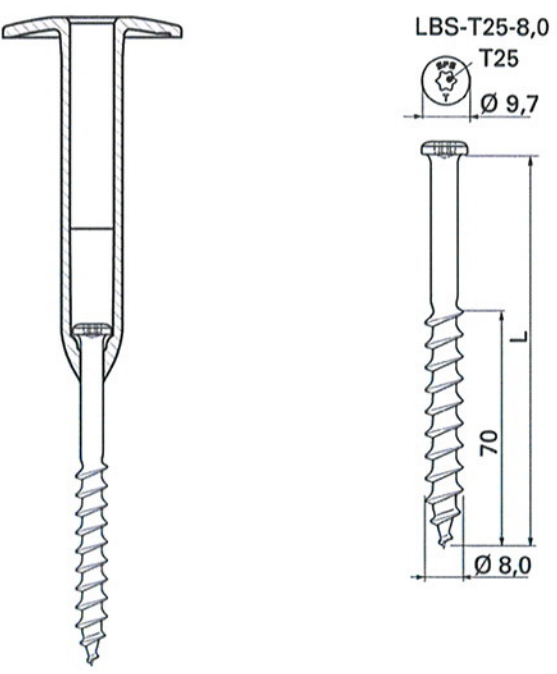
This European Technical Assessment is  
issued in accordance with Regulation (EU)  
No 305/2011, on the basis of

ETAG 006,  
used as EAD according to Article 66 Paragraph 3 of  
Regulation (EU) No 305/2011.

This version replaces

ETA-08/0262 issued on 25 April 2013

Combination 16A IW-S-5,0 / IRC/W-82x40	Combination 16B LBS-S-T25-8,0 / R45
<p>IRC/W-82x40</p>  <p>IW-S-5,0</p> 	<p>R45</p>  <p>LBS-S-T25-8,0</p> 
<p>SFS intec flat roof fasteners</p>	<p>Annex 16</p>

Combination 17A LBS-T25-8,0 / MW-40-LBS	Combination 17B LBS-T25-8,0 / R45
<div style="display: flex; flex-direction: column; align-items: center;"> <div style="margin-bottom: 20px;"> <p>MW-40-LBS</p>  </div> <div style="margin-bottom: 20px;"> <p>LBS-T25-8,0</p>  </div> </div>	<div style="display: flex; flex-direction: column; align-items: center;"> <div style="margin-bottom: 20px;"> <p>R45</p>  </div> <div style="margin-bottom: 20px;">  </div> </div>
<p><b>SFS intec flat roof fasteners</b> <span style="float: right;"><b>Annex 17</b></span></p>	

Combination	SFS intec flat roof fastener		Characteristic axial loading resistance $N_{Rk}$ [kN] for non-metallic substructures												
			Timber			Concrete EN 206-1				Aerated Concrete DIN 4223-1			Pumice Panel EN 1520		
			OSB3 EN 300 $t \geq 18$ mm <sup>1)</sup>	Structural Timber EN 338 / C24 $t \geq 22$ mm <sup>2)</sup>	Plywood EN 636 $t \geq 18$ mm <sup>3)</sup>	C12/15	C25/30	setting depth $\geq$ [mm]	pre-drill diameter [mm]	P 3.3	P 4.4	setting depth $\geq$ [mm]	LAC 6, D 1,0	setting depth $\geq$ [mm]	pre-drill diameter [mm]
15B	IW-T-5,0	IRC/W-82x40	1,08	1,12	2,12	-	-	-	-	-	-	-	-	-	-
16A	IW-S-5,0	IRC/W-82x40	1,08	1,12	2,04	-	-	-	-	-	-	-	-	-	-
16B	LBS-S-T25-8,0	R45	-	-	-	-	-	-	0,93	1,43	60	-	-	-	-
17A	LBS-T25-8,0	MW-40-LBS	-	-	-	-	-	-	0,93	1,44	60	-	-	-	-
17B	LBS-T25-8,0	R45	-	-	-	-	-	-	0,93	1,43	60	-	-	-	-
18A	LB45	-	-	-	-	-	-	-	1,44	1,44	65 <sup>4)</sup>	-	-	-	-
18B	FB-S-T25-7,5	R45	-	-	-	-	-	-	-	-	-	0,59	50	4,8	-
19A	DT-4,8	IRD-82x40	-	-	-	2,40	2,56	25	4,8	-	-	-	-	-	-
19B	DT-4,8	IF/IG-C-82x40	-	-	-	2,40	2,68	25	4,8	-	-	-	-	-	-
20A	DT-4,8	IW-82x40	-	-	-	2,40	3,34	25	4,8	-	-	-	-	-	-
20B	DT-4,8	R45	-	-	-	1,39	1,39	25	4,8	-	-	-	-	-	-
21A	DT-S-4,8	IRD-82x40	-	-	-	2,56	2,56	25	4,8	-	-	-	-	-	-
21B	DT-S-4,8	IF/IG-C-82x40	-	-	-	2,65	2,68	25	4,8	-	-	-	-	-	-
22A	DT-S-4,8	R45	-	-	-	1,39	1,39	25	4,8	-	-	-	-	-	-
22B	DT-6,3	IRD-82x40	-	-	-	2,93	3,68	32	6,3	-	-	-	-	-	-
23A	DT-6,3	IF/IG-C-82x40	-	-	-	2,93	4,07	32	6,3	-	-	-	-	-	-
23B	DT-S-6,3	IRD-82x40	-	-	-	2,23	3,10	32	6,3	-	-	-	-	-	-
24A	DT-S-6,3	IF/IG-C-82x40	-	-	-	2,23	3,10	32	6,3	-	-	-	-	-	-
24B	TI-6,3	IRD-82x40	-	-	-	1,83	1,83	20	5,0	-	-	-	-	-	-
						2,56	2,56	30							

<sup>1)</sup> effective setting depth (penetration length of threaded part)  $\geq 18$  mm

<sup>2)</sup> effective setting depth (penetration length of threaded part)  $\geq 22$  mm

<sup>3)</sup> effective setting depth (penetration length of threaded part)  $\geq 18$  mm; minimum density = 400 kg/m<sup>3</sup>

<sup>4)</sup> pre-drill diameter = 15 mm